



Purchaser/Delivery Information

First Name

Last Name

Date

Street Address

Daytime Phone

Evening Phone

City

State

Zip

E-Mail Address

Custom Cover Specifications

Spa Make & Model (if known)

Corner Radius

Please select the shape of your spa:

• Indicate with a dotted line (- - -) where you want the cover to fold.

• Please measure and write your measurements accurately!

Each cover is custom made therefore, we will not be able to accept returns.

Spa Dimensions

Lip Height (skirt/flap length)

Need help measuring? Visit our web site for help.
Check out "How to Measure" on our cover page.

Please select a cover type:

Classic 4"-2" Taper, includes:

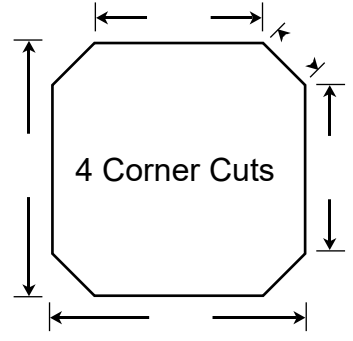
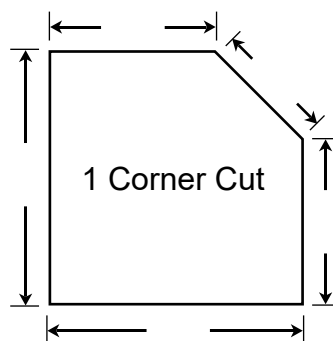
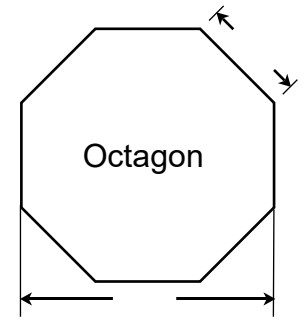
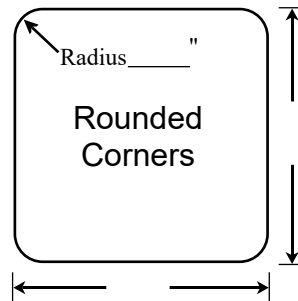
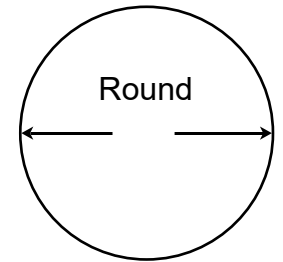
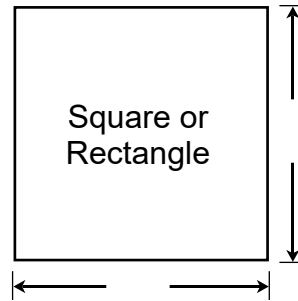

- 4" to 2" Tapered Foam
- 1# Density Foam
- 4 Tie Downs
- Keyed Lock Fasteners
- Topstitching
- 2 Handles
- Full Steamstopper
- Galvanized Channel-

Classic 6"- 4" Taper, includes

- 6" to 4" Tapered Foam
- 2# Density Foam
- 4 Tie Downs
- Keyed Lock Fasteners
- Reinforced Hinge
- Topstitching
- 2 Handles
- Full Steamstopper
- Galvanized Channeling

Please select a color for your new spa cover:

(Actual colors may vary from samples shown)



OPTIONS:

4 mil Vapor Barrier

Cut-out

Permaliner Vapor Barrier

Polytec Fabric

Dual Wrap Extreme

Other: _____

Signature

Date